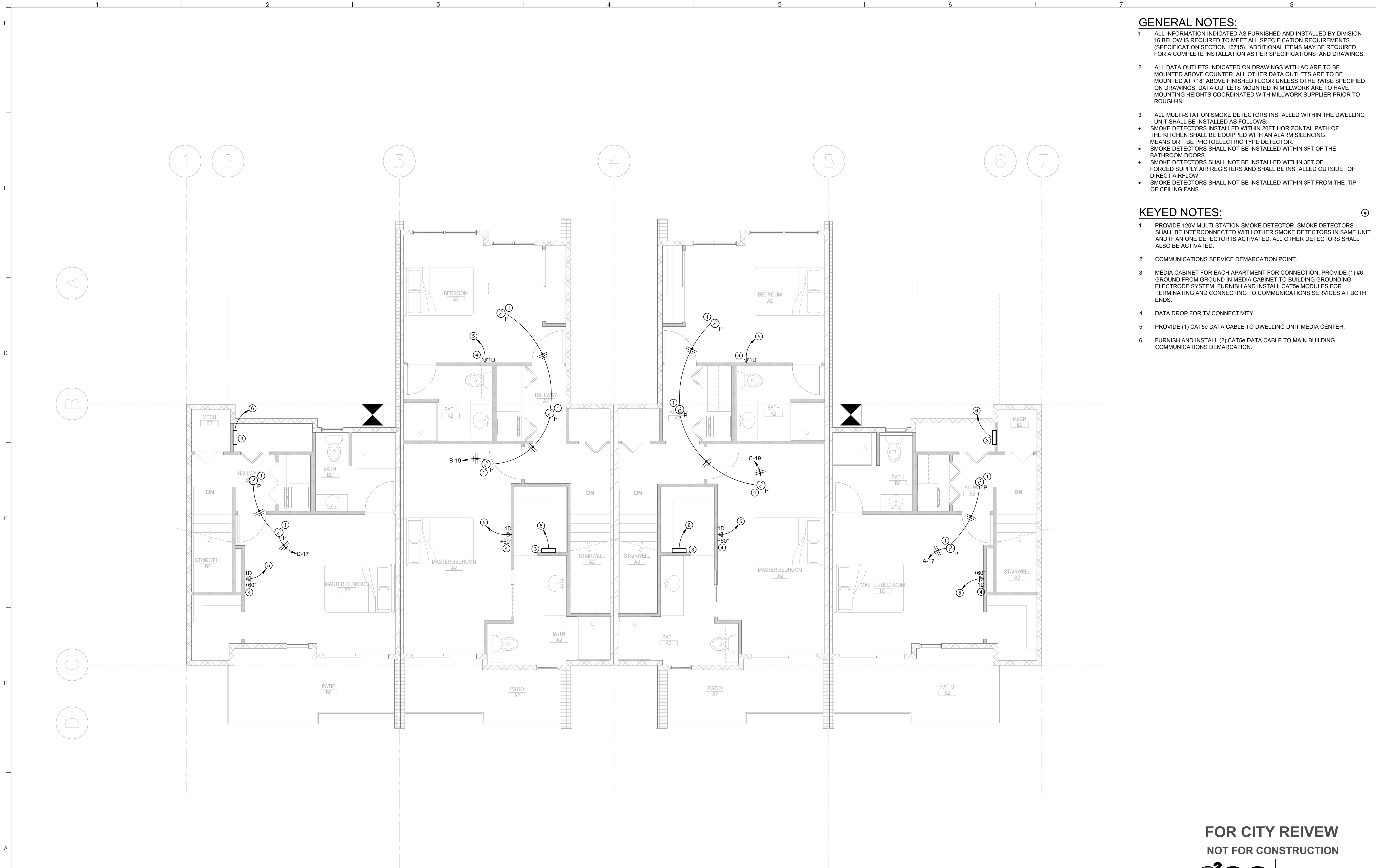


11/07/16 4:15:21 PM THINK Christina Gresso



GENERAL NOTES:

- ALL INFORMATION INDICATED AS FURNISHED AND INSTALLED BY DIVISION 16 BELOW IS REQUIRED TO MEET ALL SPECIFICATION REQUIREMENTS (SPECIFICATION SECTION 16715). ADDITIONAL ITEMS MAY BE REQUIRED FOR A COMPLETE INSTALLATION AS PER SPECIFICATIONS AND DRAWINGS.
- ALL DATA OUTLETS INDICATED ON DRAWINGS WITH AC ARE TO BE MOUNTED ABOVE COUNTER. ALL OTHER DATA OUTLETS ARE TO BE MOUNTED AT +18" ABOVE FINISHED FLOOR UNLESS OTHERWISE SPECIFIED ON DRAWINGS. DATA OUTLETS MOUNTED IN MILLWORK ARE TO HAVE MOUNTING HEIGHTS COORDINATED WITH MILLWORK SUPPLIER PRIOR TO ROUGH-IN.
- ALL MULTI-STATION SMOKE DETECTORS INSTALLED WITHIN THE DWELLING UNIT SHALL BE INSTALLED AS FOLLOWS:
 - SMOKE DETECTORS INSTALLED WITHIN 20FT HORIZONTAL PATH OF THE KITCHEN SHALL BE EQUIPPED WITH AN ALARM SILENCING MEANS OR BE PHOTOELECTRIC TYPE DETECTOR.
 - SMOKE DETECTORS SHALL NOT BE INSTALLED WITHIN 3FT OF THE BATHROOM DOORS.
 - SMOKE DETECTORS SHALL NOT BE INSTALLED WITHIN 3FT OF FORCED SUPPLY AIR REGISTERS AND SHALL BE INSTALLED OUTSIDE OF DIRECT AIRFLOW.
 - SMOKE DETECTORS SHALL NOT BE INSTALLED WITHIN 3FT FROM THE TIP OF CEILING FANS.

KEYED NOTES:

- PROVIDE 120V MULTI-STATION SMOKE DETECTOR. SMOKE DETECTORS SHALL BE INTERCONNECTED WITH OTHER SMOKE DETECTORS IN SAME UNIT AND IF AN ONE DETECTOR IS ACTIVATED, ALL OTHER DETECTORS SHALL ALSO BE ACTIVATED.
- COMMUNICATIONS SERVICE DEMARCATION POINT.
- MEDIA CABINET FOR EACH APARTMENT FOR CONNECTION. PROVIDE (1) #6 GROUND FROM GROUND IN MEDIA CABINET TO BUILDING GROUNDING ELECTRODE SYSTEM. FURNISH AND INSTALL CAT5e MODULES FOR TERMINATING AND CONNECTING TO COMMUNICATIONS SERVICES AT BOTH ENDS.
- DATA DROP FOR TV CONNECTIVITY.
- PROVIDE (1) CAT5e DATA CABLE TO DWELLING UNIT MEDIA CENTER.
- FURNISH AND INSTALL (2) CAT5e DATA CABLE TO MAIN BUILDING COMMUNICATIONS DEMARCATION.


SECOND FLOOR SPECIAL SYSTEMS PLAN
SCALE: 1/4" = 1'-0"

**FOR CITY REVIEW
NOT FOR CONSTRUCTION**

e2co
electricalengineeringcompany
engineering 4 tomorrow


world wide web: e2co.com
800 s. industry way, suite 350
meridian, idaho 83642
phone: 208.378.4450
fax: 208.378.4451
e2co project #: 16154

THESE DESIGNS AND DRAWINGS ARE THE EXCLUSIVE PROPERTY OF THINK ARCHITECTURE, PLLC, AND ARE NOT TO BE USED OR DUPLICATED WITHOUT PERMISSION. COPYRIGHT © 2016, ALL RIGHTS RESERVED.



405 S. 8th St, Suite 290
Boise, Idaho 83702
p: 208.685.2855
f: 208.685.2857
info@think-arch.com

NEW DEVELOPMENT
THE 27 ELM
A HUNTER RENAISSANCE DEVELOPMENT
REDMOND OREGON



COVER SHEET

Sheet Title
AS NOTED
Scale
1602
Project Number
NOVEMBER 8, 2016
Date
16154 E2ISDWG
File Name

Revisions

E2.1S